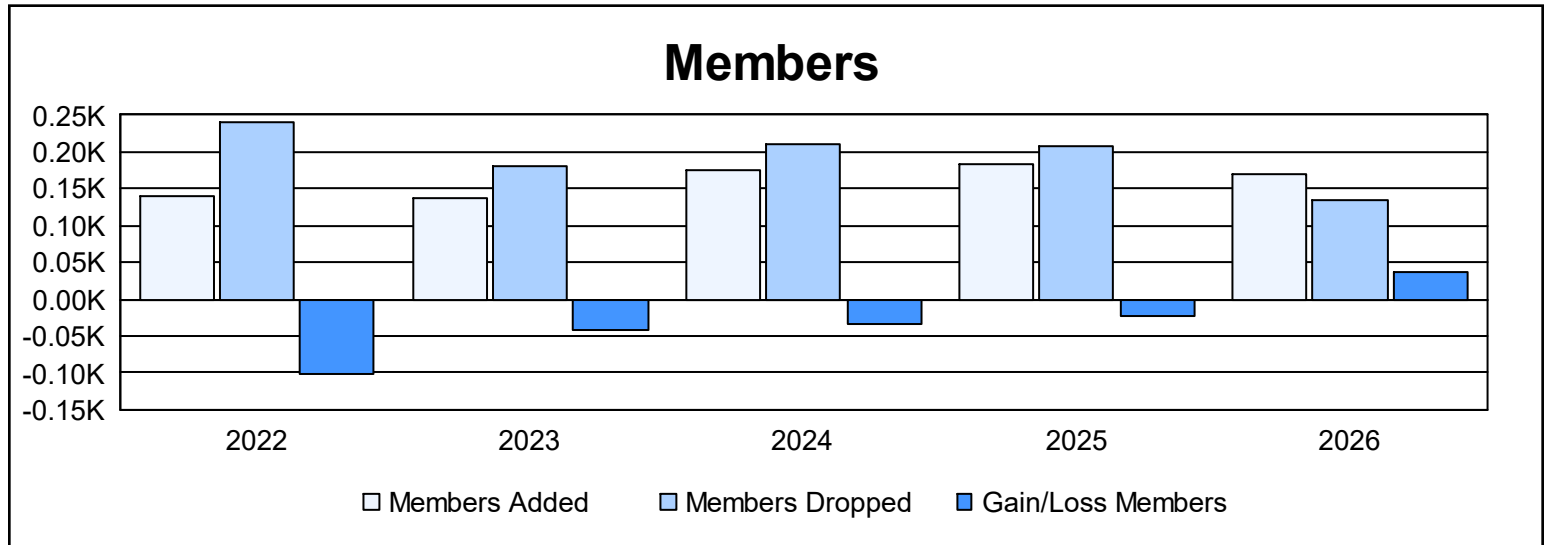
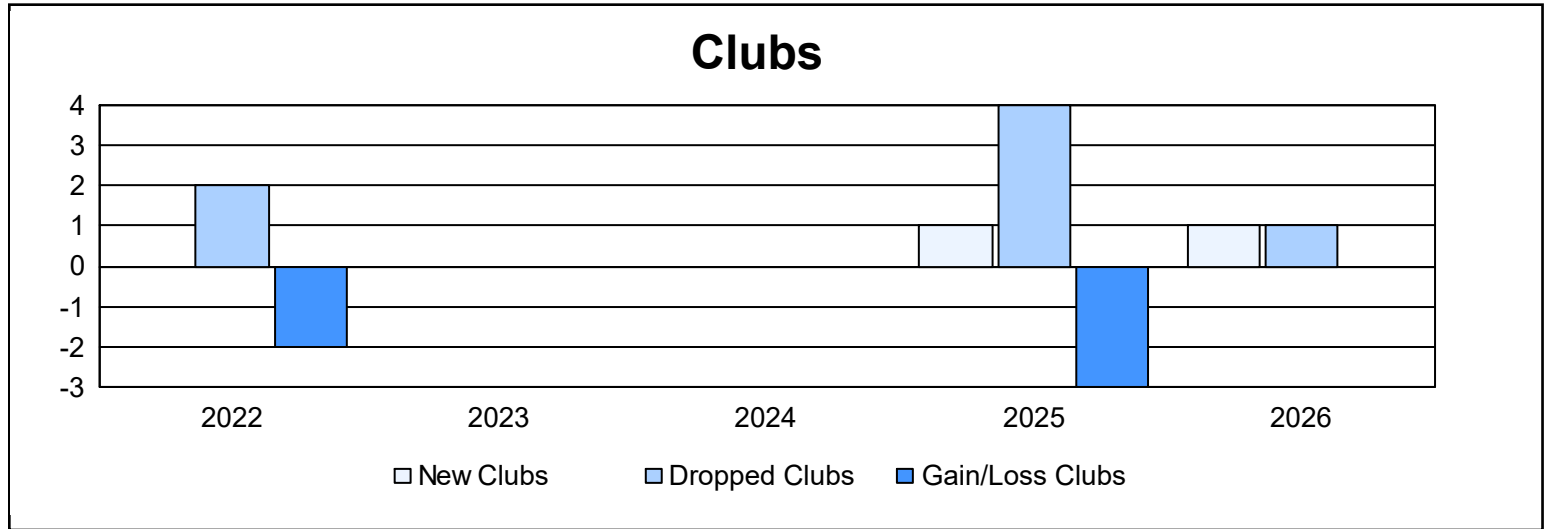
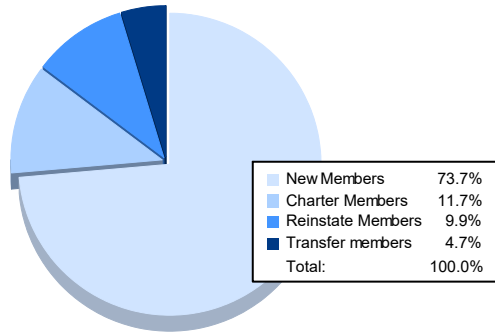


Year	New Clubs	Dropped Clubs	Gain/ Loss Clubs	New Members	Charter Members	Reinstate Members	Transfer Members	Total Member Added	Total Members Dropped	Gain/ Loss Members
2021-2022	0	2	-2	88	7	8	36	139	240	-101
2022-2023	0	0	0	111	2	12	13	138	180	-42
2023-2024	0	0	0	139	1	12	24	176	211	-35
2024-2025	1	4	-3	120	25	29	9	183	207	-24
2025-2026	1	1	0	126	20	17	8	171	135	36
<b>Average</b>	<b>0</b>	<b>1</b>	<b>-1</b>	<b>117</b>	<b>11</b>	<b>16</b>	<b>18</b>	<b>161</b>	<b>195</b>	<b>-33</b>



### Membership Composition April 2026 Cumulative



### Gender Composition April 2026 Cumulative

